



C

5th Floor, Building C, The International Wonderland, Xindong Road, Chaoyang District, Beijing
/Zip Code: 100027 /Tel: 86-010-50867666 /Fax: 86-010-65527227

“ ”

“ ” “ ” “ ” “ ”

2019 4 15

“

”

“

” 2019 7 17

“

”

“

”

6	2018					
1						
1						
2					[2019]0010109	
		2016	2017	2018	2019 1-6	
			50,203,804.14		41,876,879.06	
65,335,544.10	34,722,796.99			2016	2017	2018
	2019 1-6					
2,740,907.13	1,826,850.60		1,113,383.22		1,090,039.85	
						1,000
3					[2019]0010109	
2019 6 30					477,230,299.44	
				2,000		
4				5,250		5,250
	1		2018			
		1,750		1		
		7,000				
2					[2011]136	

2019 6 30

3

[2019]0010109

2019 1-6

90%

4

5

17

71.16%

6

1

2

1 5%

5%

	71.16%
	7.62%
	7.62%

2

3

7

3

5

4

1

3

5

1

3

4

2

3

4

5

70%

6

7

69.98%

8

100%

9

49%

10

39.76%

11

51%

12

11.76%

13

51%

14

15

100%

16

40%

17

18

19

100%

20

21

42%

22

23

24

[2019]0010109

2016 2017 2018 2019 1-6

1

		2019 1-6	2018	2017	2016
	()	-	-	7,633.39	26,411.33
		-	-	101,275.00	837,126.73
		9,963.71	-	213,462.07	-
		9,963.71	-	322,370.46	863,538.06

2

		2019 1-6	2018	2017	2016
		8,357,993.37	16,589,808.00	17,068,981.29	17,006,923.98
		351,437.68	183,157.14	124,922.46	316,845.44
		8,709,431.05	16,772,965.14	17,193,903.75	17,323,769.42

3

1

	2019 6 30		2018 12 31	
	2,414,135.08	120,706.75	2,477,982.13	123,899.11
	397,124.56	19,856.23	-	-
	2,811,259.64	140,562.98	2,477,982.13	123,899.11
	2017 12 31		2016 12 31	
	1,980,635.09	99,031.75	2,418,858.05	120,942.90
	-	-	-	-
	1,980,635.09	99,031.75	2,418,858.05	120,942.90

2

2019 6

100

()

"

"

2002 5 29

2002 5 29

2022 5 29

1					2017	10	13				
		46			1,972.88				8,483.4		
		2017	12	28	2027	12	27				
2				2019	5	18					
				155	2	102			125		
1,500				2019	5	18	2020	5	17		
3											
	1	2	502				111.11		1,500		
		2018	9	12		2019	9	11			
4											
		509	4	2-302			126.33		2,000		
		2019	5	1		2020	4	30			
5				2017	11	1					
				676	1	2	1	1402	85.16		
		1,200				2017	11	5	2020	11	4
6											
	1	602					144.9		1,500		
	2019	8	1		2020	7	31				
7											
	27	1	2								

8




















155	2	101			121		1,500
2019	6	26	2020	6	25		

9

21	501			189.05			2,400
2019	1	1	2019	12			

	15	4	4-402		92.27
8,900	2019	1	1	2019	12 31
17	2018	10	1		
		10	312		71.56
60,000	2018	10	2	2019	10 1
18	2019	2	17		
	21	1			

24	Juan Jesus Meza Roman	2018	8	27			
	Juan Jesus Meza Roman					Cuauhtemoc	
	Cuauhtemoc	Rio Tiber	97			28,000	
	2018	9	27	2019	9	26	
25		2016	8	1			
		16	2	8	802		125.88
		2016	8	1	2019	1	31
2016	8	1	2018	1	31	270,000	2018
1	31		283,500				2
		2018	12	17			1
		2020	1	31		291,840	2019
26							
							778
	D1				158.55		222,000
	2017	1	1	2019	12	31	
					2018	5	22
							778
	D1						
27		2019	4	12			
					70		1-1-301
		124.30		1,850			2019
							4
2020	4	15					15
28	Fides Development LLC	2018	12	27			
	Fides Development LLC						Khan-Uul
15	Fides Tower	12	1203			106.51	

1		7	5304448	2029.04.27		
2		17	5304449	2029.09.27		
3		17	8165065	2021.4.6		
4		7	8164992	2021.4.6		
5		7	1993964	2029.1.15		
6		17	1993965	2029.1.15		
7		35	1993966	2029.1.15		
8		37	1993967	2029.1.15		
9		39	1993968	2029.1.15		
10		7	1310660	2029.6.12		
11		17	1310661	2029.6.12		
12		35	1310665	2029.6.12		
13		37	1310662	2029.6.12		
14		39	1310655	2029.6.12		
15		7	00022965	2029.3.1		
16		17	00022965	2029.3.1		
17		35	00022965	2029.3.1		
18		37	00022965	2029.3.1		
19		39	00022965	2029.3.1		

2

2 1

35

1			ZL200810200769.2	2008.09.28	2011.05.11
2			ZL201020177165.3	2010.04.02	2010.11.24
3			ZL201020177162.X	2010.04.02	2010.11.03
4			ZL201020177159.8	2010.04.02	2011.02.02
5			ZL201020177084.3	2010.04.02	2010.11.10
6			ZL201020175873.3	2010.04.09	2010.11.03
7			ZL201020178492.0	2010.04.10	2011.04.20
8			ZL201020178495.4	2010.04.10	2010.11.03
9			ZL201020182372.8	2010.04.16	2011.03.16
10			ZL201120138372.2	2011.04.27	2012.01.18

16		550NZJA-MR	ZL201220378605.0	2012.07.21	2013.03.20
17			ZL201220281433.5	2012.06.09	2013.03.13
18			ZL201220471290.4	2012.09.09	2013.04.24
19			ZL201220301901.0	2012.06.18	2013.04.17
20			ZL201220175210.0	2012.04.16	2013.06.19
21			ZL201320403585.2	2013.06.27	2013.12.18
22			ZL201420225906.9	2014.04.30	2014.11.05
23			ZL201420366357.7	2014.06.27	2014.11.05
24			ZL201520208856.8	2015.04.02	2016.02.24
25			ZL201620222587.5	2016.03.16	2016.10.19
26			ZL201620341313.8	2016.04.19	2016.10.19
27			ZL201620341094.3	2016.04.19	2017.05.10
28			ZL201621352616.6	2016.12.11	2017.07.04
29			ZL201621352615.1	2016.12.12	2017.07.04
30			ZL201621352619.X	2016.12.01	2017.07.04
31			ZL201621352620.2	2016.12.12	2017.07.04
32			ZL201821442786.2	2018.9.4	2019.4.26
33			ZL201821448471.9	2018.9.5	2019.4.9
34			ZL201821459647.0	2018.9.7	2019.4.15
35			ZL201821456516.7	2018.9.6	2019.4.9

3

1

1

1	Slurry Pump Explorer V2.0		2019SR0547501		

1

2019 7 31

1

2018 8 16

0131180004

650

1

2

2018 12 13

36010120180003367

1,400

1

3

2019 2 25

36010120190000488

1,050

1

4

2019 6 3

1930007

1,000

2019 6 3

2020 6 2

5

2019 6 4

1930007-003

400

2019 6 4

2020 6 2

6 2019 7 25
1930007-004
600 2019 7 25 2020 6 2
2
2019 7 31
1 2018 8 16
0131180004
0131180004
103.5 2019 8 8
2018 11 16 2018 11 22
3,000 1
2
36100620180005532
3,310
2018 12 13 2021 12 12
3
2019 7 31
300
1 2017 3 14
No. 27-03-2017 ,
2,583,400.00
2 2018 3 18
OEA047N18040 ,
3,664,680.00
3 2018 9 28
4500073703
3,814,481.36

4		2018 10 29	
	S1810-032YSKY052		
	3,371,980.00		
5	Erdenet Mining Corporation	2019 4 18	
	2019/04-11-315	Erdenet Mining Corporation	
	1,797,240.00		
6		2019 4 1	
	NP2019-4-2 ,		
	5,221,352.00		
4			
	2019 7 31		50
1		2018 7 25	
	NP2018072501		
	695,082		
2		2019 3 12	
	NPCG20190312-X-02 ,		
	1,749,240.00		
3		2019 6 12	
	NPCG20190612-HZ-02 ,		
	780,000.00		
4		2019 6 12	
	JXNP20190612 ,		
	607,781.00		
5		2019 6 14	
	NPCG20190614-X-01 ,		
	2,468,000.00		
6		2019 6 21	

	NPCG20190621-HZ-03							
	990,000.00							
7					2019	7	3	
	NPCG2019070302 ,							
	3,868,646.40							
8					2019	7	3	
	GZ-190703-JXNP-33 ,							
	608,836.58							
9					2019	7	5	
	GZ-190705-JXNP-34 ,							
	608,836.58							
10					2019	7	17	
	GZ-190717-JXNP-37 ,							
	553,795.58							
11					2019	7	26	
	GZ-190726-JXNP-39 ,							
	956,492.94							
5								
1	Erdent Mining Coropreati on				2011	5	10	
					10		2011	5
10	2021	5	10			5		
2					2018	12	29	
					2	2018	12	2020
11								
3					2019	4	3	
					3	2019	4	2022 3

6

1 2018 1 12 /

120 2018 1 2020 12

7

1 2019 4 18

2

525,959.19

2 2019 6 1

484,318

"

"

1

[2019]0010109 2019

6 30 1,582,311.02

		2019 6 30		(%)	
--	--	-----------	--	-----	--

		220,000.00	1	12.94	11,000.00
Vi ra service		158,738.62	1	9.34	7,936.93
		97,126.00	1	5.71	4,856.30
		74,300.00	1	4.37	3,715.00
		70,000.00	1	4.12	3,500.00
		620,164.62	-	36.48	31,008.23

2

[2019]0010109 209

6 30

2,319,196.60

25,450.20

1,374,940.00

918,806.40

1,374,940.00

[2019]0010109

		5%
	70%	1.2% 12%

[2019]0010109

	16% 13%	15%
	16% 13%	25%
	10%	30%
	10%	10% 25%
	18%	27%
	19%	21%
	16%	30%
	7%	17%

2019 3 20
2019 39
2019 4 1 16%
13% 10% 9%

2

[2019]0010109

2016 2017 2018 2019 1-6
3,341,334.05 2,494,278.88
1,855,270.89 1,117,502.19

	2019 1-6	2018	2017	2016
2018	100,000.00			
2017		50,000.00		
		20,000.00		
		300,000.00		
		75,000.00		
2017		60,000.00		

2017		283,100.00		
2018		60,000.00		
		37,000.00		
			700,000.00	
2017			80,000.00	
		54,000.00	27,000.00	351,000.00
	521,400.00	236,200.00	572,120.00	150,000.00
	104,000.00		97,000.00	
		28,800.00	15,300.00	18,000.00
	54,410.37		101,524.84	
2016			20,000.00	
	71,400.00		129,000.00	
2014 40				800,000.00
				500,000.00
				500,000.00
2015				20,000.00
				150,000.00

20

2017 4 21

2017 3 2015 9.7 2019 3 10.4

"

"

2015 15 2015 12 4 2016

1 6 20.5 2016 7-11 12.5 2016 12 2017 6

20.212 2017 7 2017 12 23.62 2018 52.14

"

"

2019 7 4

2019 1 1

2019 7 8

2019 1 1 2019 6 30

21,385.24

2019 7 5

2019 1 1 2019 7 5

1

2019 7 15

2019 1 1

2019 7 10

2019 635

2016 7 11

2019 6 30

2019 8 23

14000020198000018

2019 1 1

2019 6 30

2

2019 7 10

2019 1 1

2019 7 8

2018 12 2019

5

2019 7 12

3

2019 7

10

2019 1 1

2019 7 8

2019105288

2019 1 1

2019 6

30

2019 7 10

2011 8

4

2019 7 15

2019 1 1

5

2019 7 11

2019

1 1

6

2019 7 31

2019 1 1

7

2019 7 4

2019 1

1

8

2019 7 3

2018 12 6

Administrative Sanctioning Procedure

Jorge Orlando

Bravo Robles 2019 7 30

2019 4 23

000068-2019/CIN-INDECOPI

1 22.5

"UIT" 2

2019


5 29

2019 4 23

000068-2019/CIN-INDECOPI

（此页无正文，为《北京市康达律师事务所关于江西耐普矿机新材料股份有限公司首次公开发行人民币普通股股票并在创业板上市的补充法律意见书之二》签字盖章页）

北京市康达律师事务所



钟节平

单位负责人：乔佳平

经办律师

蔡丽影

张远新

年 8 月 26 日

2019